

Features

- Available in 1/2", 3/4", 1" and 1 1/4" sizes
- Choice of hook-up combinations in 1/2" and 3/4" models
- Option of integral strainer on 3/4" models
- High strength cast iron bodies
- Low maintenance even in dirty steam systems
- Immediate condensate discharge at saturated steam temperature.
- Meets MIL Spec WW T 696

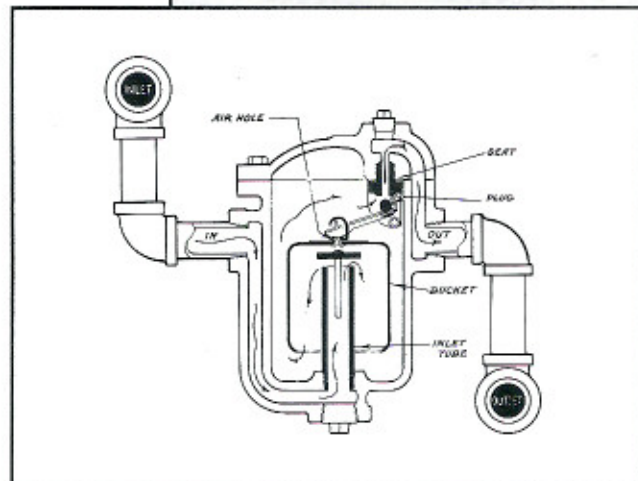

Description

The Barnes & Jones Bucket Traps are inverted bucket-type traps for draining condensate and venting air from steam lines and equipment. They operate intermittently, either wide open or tightly closed, and are therefore best suited for service at medium and high steam pressures. They are ideal for use with blast coils, laundry equipment, hot water heaters, steam kettles and numerous special industrial applications, where air handling is not critical.

Operation

Initially, the bucket trap must be primed. It is necessary to have a water seal with respect to the bucket; this is what allows the bucket to "float." As water and air enter the trap through the inlet tube, the bucket will remain in the down position. Air is vented through a small hole at the top of the bucket, while condensate flows out from under the bucket. As steam enters, it fills the bucket and causes it to become buoyant, as the water seal prevents the steam from escaping. The bucket remains down until enough buoyancy has been created to overcome the opposing weight of the bucket. When this happens, the bucket rises and "snaps" shut. Systemic pressure against the plug, coupled with the bucket's buoyancy, will hold it closed until enough steam inside the bucket has condensed and the weight of the bucket can overcome the pressure against the plug. When this sufficient weight has been restored, the bucket will immediately drop, hence the "either wide open or tightly closed" description.

Bucket traps, because they operate based on weight/buoyancy overcoming pressure differential must be selected based on actual differential. A trap that is being used at a differential greater than what it is rated for will not open. Conversely, a trap that is rated for a pressure considerably higher than the differential will have greatly reduced capacities. Check the capacity chart before ordering!

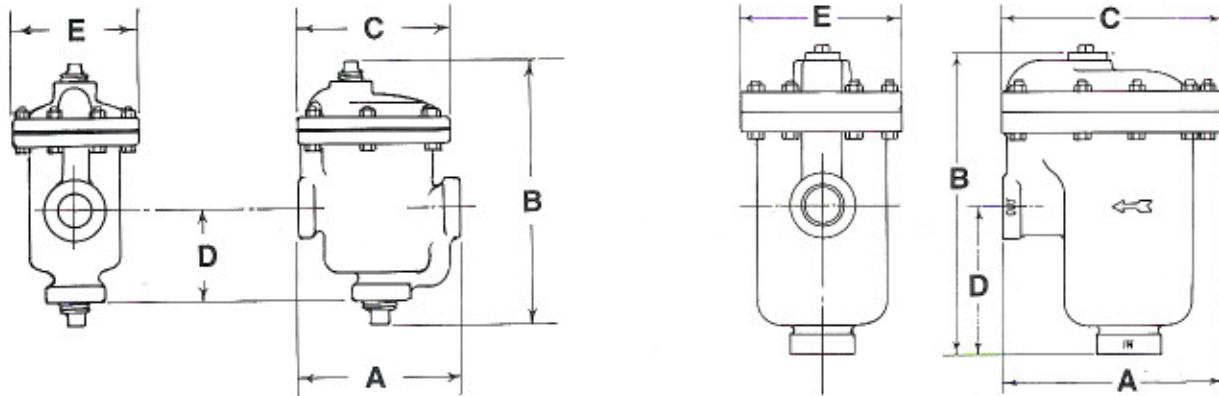


Engineering Specifications

CAPACITIES (Gross)

lbs. condensate per hour.

Pipe Size	Model No.	Pres. Class	Pressure Differential (PSIG)													
			5	10	15	20	25	30	40	50	60	75	85	100	125	150
1/2" or 3/4"	62	25	735	1070	1320	1490	1615	-	-	-	-	-	-	-	-	-
		60	368	495	585	650	710	765	870	955	1030	-	-	-	-	-
		125	160	225	265	310	330	355	400	440	475	515	540	580	635	-
		150	100	150	190	220	245	270	310	340	370	405	430	455	500	535
1"	351	25	2120	3120	3800	4360	4920	-	-	-	-	-	-	-	-	-
		50	1310	1950	2360	2630	2890	3110	3490	3830	-	-	-	-	-	-
		75	840	1225	1505	1720	1925	2100	2365	2590	2800	3060	-	-	-	-
		100	525	840	1050	1225	1350	1470	1645	1820	1960	2210	2325	2540	-	-
		150	425	605	715	815	885	975	1105	1235	1335	1460	1560	1660	1830	2000
1 1/4"	601	25	3800	5350	6640	7600	8400	-	-	-	-	-	-	-	-	-
		50	2810	4050	4840	5440	5890	6300	6970	7650	-	-	-	-	-	-
		75	1960	2660	3150	3500	3810	4100	4620	5040	5450	5950	-	-	-	-
		100	1260	1890	2170	2450	2730	2940	3250	3570	3780	4130	4350	4700	-	-
		150	715	1140	1400	1630	1790	1920	2150	2340	2540	2780	2925	3120	3410	3700



#62

DIMENSIONS

#351 & #601

Pipe Size	Model No.	A	B	C	D	E	WT.
1/2" or 3/4"	62	4 1/4"	7 1/4"	4 1/2"	2 1/4"	3 3/4"	7 lbs.
1"	351	7 1/8"	9 3/4"	7 1/8"	5 1/2"	5 5/8"	21 lbs.
1 1/4"	601	8 5/8"	11 3/4"	8 5/8"	6 3/4"	6 1/4"	29 lbs.

MATERIALS

Part	Description
Head	Cast Iron
Body	Cast Iron
Bolting	Steel, Grade 5
Gaskets	Copper & Non-Asbestos Fiber
Valve Mechanism	Hardened Stainless Steel
Plug	Hardened Stainless Steel
Seat	Hardened Stainless Steel
Bucket	Brass